

HS222 Series Sensors

STANDARD FEATURES and ACCESSORIES



	HS222WM	HS222FC	HS222ML	HS222CM
Sensor Mount Type	Wall / Ceiling Mount	Fixed Single Column Floor Mount	Manually Adjustable Single Column Floor Mount	Manually Adjustable Mobile Cabinet Mount
Power Requirements	115/230V, 15 amp*, 50/60 Hz, 1 ph [†]			
HQ Targets w/ Quick Grip Adaptors	✓	✓	✓	✓
Vertical Camera Adjustment			✓	✓
Mobile - Bay-to-Bay				✓
High Definition Cameras	✓	✓	✓	✓
Multiple Target Storage Configurations	✓	✓	✓	✓

SPECIFICATIONS / MEASUREMENTS / ADJUSTMENTS



SPECIFICATIONS	
Weight of Target	3 kg (6 lbs)
Profile of Target	457 mm (18 in.)
Installation Time	5 seconds
Rolling Compensation Style	Forward
Camera Resolution	2,608 x 1,952 10,000,000 px
Track Width	2032 mm (80 in.)
Wheel Base	4572 mm (180 in.)
Distance to Wall	1651 - 2464 mm (65 - 97 in.)
Suggested Distance	2464 mm (97 in.)
Short Bay Distance (see site info)	1651 mm (65 in.)

MEASUREMENTS		ProAlign®
S.A.I. & Included Angle		✓
Set Back		✓
Max Steering Angle		✓
Wheelbase Difference		✓
Track Width Difference		✓
Tread Width Difference		✓
Lateral Offset		✓
Rear Set Back		✓
Axle Offset		✓

Continued on Page 2



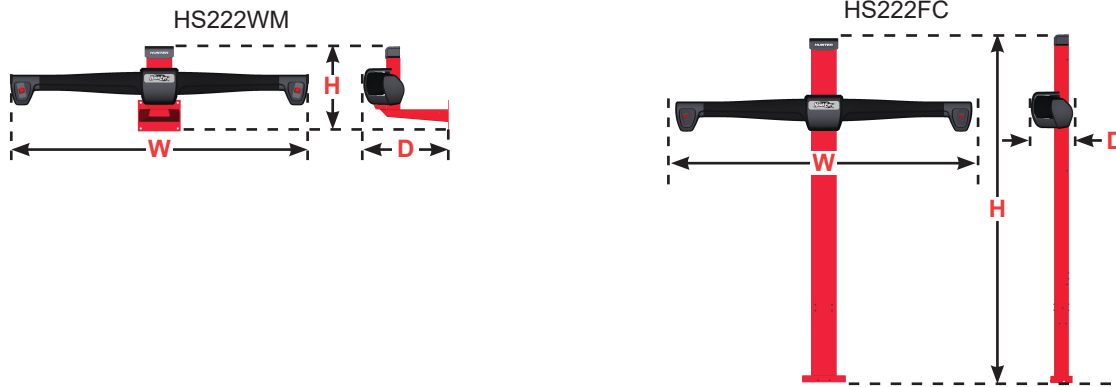
*Amperage shown is minimal circuit rating
[†]Isolated ground recommended

SPECIFICATIONS

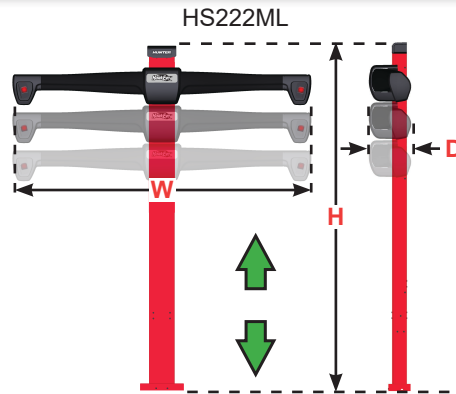
	HS222WM	HS222FC	HS222ML	HS222CM
Width (W)	2667 mm 105 in.	2667 mm 105 in.	2667 mm 105 in.	2667 mm 105 in.
Height (H)	762 mm 30 in.	3112 mm 122.5 in.	3112 mm 122.5 in.	2680 mm 105.5 in.
Depth (D)	381 - 762 mm* 15 - 30 in.*	381 mm 15 in.	381 mm 15 in.	635 mm 25 in.
Vertical Camera Movement Range	N/A	N/A	1422 - 2883 mm 56 - 113.5 in. (from floor)	1524 - 2426 mm 60-95.5 in. (from floor)

* Use of Wall Mount Extension Kit adds additional 686 - 1143 mm (27 - 45 in.) to depth.

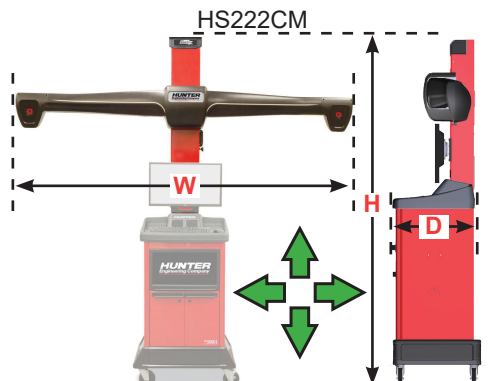
FIXED POSITION CAMERA SENSORS



VERTICALLY ADJUSTABLE MANUAL LIFT CAMERA SENSORS



VERTICALLY ADJUSTABLE CABINET MOUNT CAMERA SENSORS



Continued on Page 3

HS222 Series Sensors



INCLUDED WITH ALL HS222 SENSORS

HQ Targets




Target Storage Brackets



Wheel Adaptors




Tire Hooks



Extension Adaptors



CONSOLE OPTIONS



Because of continuing technological advancements, specifications, models and options are subject to change without notice.

Form 7495-TE, 03-18a
Copyright © 2018-19, Hunter Engineering Company